



ROYAL BAFOKENG NATION

Annexure A – Progress on Vision Pillars

2nd Quarter 2018

06/09/2018

Produced by the RBN OPMO

Contents

Plan 35: Vision and Pillars 5

Progress on Vision Pillars 6

 Individual Welfare..... 6

 Community welfare 19

 Sustainability and Growth..... 28

Recommendations 40

Acronym Table

Acronym	Definition
ABCD	Asset Based Community Development
AFS	Annual Financial Statement
ART	Antiretroviral Treatment
ANWN	Athletics North West North
ASA	Athletics South Africa
ANC	Anti Natal Care
ADR	Alternative Dispute Resolution
B.Ed.	Bachelor of Education
BDA	Bafokeng Digital Archive
BCG	Bacille Calmette-Guérin Vaccination
BSL	Bafokeng Student Lekgotla
BOTT	Bring Operate Train and Transfer
CNDC	Community Nutritional Development Centre
CDA	Charity Distribution Agency
CETA	Construction Education and Training Authority
CSI	Corporate Social Investment
CLO	Community Liaison Officer
CCBSA	Coca-Cola Beverages South Africa
Dept.	Department
DRP	Disaster Recovery Plan
DMR	Department of Mineral Resources
ERP	Enterprise Resource Planning
ECD	Early Childhood Development
EMRS	Emergency Medical Rescue Services
EIA	Environment Impact Assessment
GCOO	Group Chief of Operations
GIS	Geographic Information System
HIV	Human Immunodeficiency Virus
HSDS	Health and Social Services Department
HR	Human Resources
IT	Information Technology
ICT	Information Communication Technology
IDP	Integrated Development Plan
JKA	Japan Karate Association
LED	Local Economic Development
MOGS	Mining Oil and Gas Sector
ManCo	Management Committee
MEC	Member of the Executive Council
MoU	Memorandum of Understanding
NSC	National Senior Certificate
NGO	Non-Governmental Organisation
NBA	National Basketball Association in North America
OoK	Office of Kgosi

OPMO	Organisational Performance and project Management Office
OVC	Orphans and Vulnerable Children
PRC	Professional Regulation Commission
PWC	Price Water Coopers
(PTY) LTD	Proprietary Limited
PULA	Population and Use of Land Audit
PwD	Persons with Disabilities
PCR	Polymerase Chain Reaction HIV Test
RAG	Red Amber Green
RBN	Royal Bafokeng Nation
RBA	Royal Bafokeng Administration
RBED	Royal Bafokeng Enterprise Development
RBS	Royal Bafokeng Sports
RBI	Royal Bafokeng Institute
RBH	Royal Bafokeng Holdings
RBNDT	Royal Bafokeng Nation Development Trust
RBplats	Royal Bafokeng Platinum Mine
READ	Rural Environment Agriculture Development
RFP	Request for Proposal
RLM	Rustenburg Local Municipality
SPL	Social Labour Plans
SMME	Small medium and Micro Sized Enterprises
S.A	South Africa
SAFA	South African Football Association
SAB	South African Breweries Regional League
SAQA	South African Qualifications Authority
SARS	South African Revenue Service
SLA	Service Level Agreement
SDF	Spatial Development Framework
SAPS	South African Police Service
SPLUMA	Spatial Planning and Land Use Management Act
SEED-ALA	Sport Empowerment Economic Development-African Leadership Academy
SKPA	Strategic Key Performance Area
SETA	Skills Education and Training Authority
TB	Tuberculosis
TBC	To be Confirmed
TVET	Technical Vocational Education and Training
UNISA	University of South Africa
UIF	Unemployment Insurance Fund
USA	United States of America
U	Under
VIP System	Payroll and Humana Resource System

Plan 35: Vision and Pillars

Vision:

A relevant and innovative traditional African community in a changing world.

Mission:

We the Bafokeng, Kgosi, Supreme Council and Makgotla, together with those who share our vision and values, will create an enabling environment for the prosperity of current and future generations by developing the people, the economy, and the land. Our strategy for excellence is realized through zero tolerance for corruption and through courageous, innovative leadership rooted in Bafokeng values.

Plan 35 pillars: Human Welfare, working toward an adequate standard of living for all *Baagi*, Community Welfare, creating an enabling community environment, and Sustainability & Growth with an emphasis on favourable economic conditions. Below we outline three pillars and their Strategic Key Performance Areas.

Three Pillars and the Strategic Key Performance Areas (SKPA):



Progress on Vision Pillars

*RAG Clarification:

Red: An SKPA will be red if the year-to-date targets of its directly contributing benefits and deliverables are missed by more than 50%.

Amber: An SKPA will be amber if the year-to-date targets of its directly contributing benefits and deliverables are missed by less than 25%.

Green: An SKPA will be green if the year-to-date targets of its directly contributing benefits and deliverables are attained or exceeded.

*Progress on Vision Pillars:

Based on the collective contribution of all social delivery entities. (See Annexures A, B, C and D)

Individual Welfare

To provide a better standard of living for all individuals by improving individual quality of life and social well-being. This includes promotion of healthy individuals; promotion of individual's dignity as well as promotion of educated individuals.

Access to fresh water and sanitation

Status: **Amber**

PULA Baseline Information:								
Impact Metrics	PULA 2011 Baseline	2016	2017	2018 Target	2020 Target	2025 Target	2030 Target	2035 Target
Bafokeng with access to reticulated water sources	90%	96%	96%	95%	95%	95%	95%	95%
Baagi households with access to improved sanitation	65%	65%	65%	61%	71%	77%	81%	95%

Highlights and deliverables:

Improved Sanitation: RBN continues to look into other funding mechanisms to improve sanitation in the RBN villages.

- ❖ Monitoring of the existing RBN sewer plant in Phokeng and Thekwane is an ongoing activity implemented by Infrastructure Maintenance department. By the end of the 2nd quarter of 2018, Infrastructure Maintenance had received a total of 6 sewer treatment reports and all identified issues and risks were resolved.

Access to fresh water and sanitation continues...

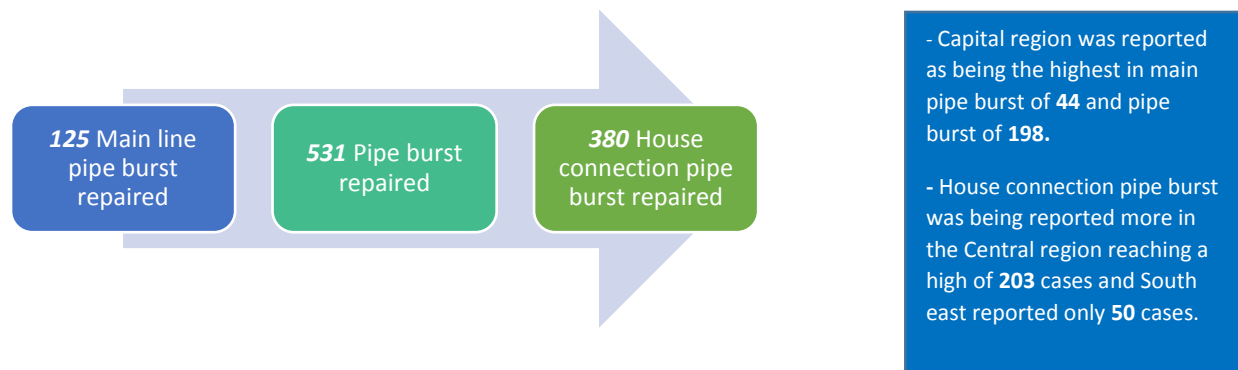
Access to improved water: Provision of clean water to every community member continues to be a priority to the RBN organisation

Infrastructure Maintenance continues to ensure that households in the Bafokeng land have access to safe drinking water. By ensuring that all reservoirs are filled as well as maintaining reticulation systems and pump stations.

- ❖ The **Lefaragatlhe Old Pump House Upgrade Phase 2 & 3** project is **81%** complete and its planned completion date is the 31st of August 2018. The upgrade will increase capacity of the pump station thus increasing supply to Masosobane and Lefaragatlhe. Currently the pumps only transfer 7200m³ per day, not enough to supply both areas.

Infrastructure Maintenance continued to ensure that water loss and wastage is minimized by attending to all reported burst pipes and water leaks.

Analysis of general plumbing repairs in the 1st and 2nd quarters of 2018:



- ❖ The number of reported pipe bursts in RBN increases quarterly, and Infrastructure Maintenance reported that the main contributor is the aging infrastructure.
- ❖ RBN spent **R5.6m** in general plumbing and **R54.1m** in bulk water purchase in the 1st and 2nd quarters of 2018.

Challenges:

- Rustenburg Local Municipality (RLM) delay in signing the Water Service Level Agreement (SLA).
- Aging infrastructure highly contributes to RBN water loss.
- Households` water leaks is another major challenge contributing to water loss.

3rd quarter priorities:

- Implementation of the water strategy;
- Continuous response to reported water leaks; and
- Completion of Lefaragatlhe old Pump House Upgrade project.

PULA Baseline Information:									
Impact Metrics	PULA 2011 Baseline	2016	2017	2018 Target	2020 Target	2025 Target	2030 Target	2035 Target	
Number of OVCs accessing OVC centres per	374	374	876	1200	1400	1500	2000	2500	
% of people with disabilities accessing support services (via disability database)	75	75	175	210	250	300	350	400	
% of eligible Baagi who receive grants	46% est.	49.8%	49.8%	38%	35%	30%	25%	20%	

Highlights and deliverables:

Health and Social Services Department (HSDS) 2nd Quarter Projects

❖ Based on the high number of child neglect and child abuse trends picked up by the social workers through their trend analysis and casework services. HSDS social workers then facilitated a child protection awareness campaign. A total of **2,789** learners were reached in **8** RBN schools and educate learners on issues of child neglect and how to seek help. The campaign ran concurrently with the National Child Protection week.



❖ The establishment of Community Nutrition and Development Centre project run by HSDS is almost complete with progress percentage of **83.5%**. The centre will serve a purpose of feeding the needy under the government Provincial Food distribution programme (PFDC) to contribute in alleviating poverty in RBN.

❖ HSDS is also in the process of establishing a Place of Safety to temporarily house abused, neglected and abandoned children. Currently the identified site is being renovated to meet the stipulated standard set by the Department of Social Development. Project estimated date of completion is end of November 2018.

Caring of the Aged

❖ To date HSDS has supported the elderly in RBN by providing them with **4,198** food plates by end of 2nd quarter of 2018. Furthermore HSDS care givers also conduct regular home visits to the elderly to offer them emotional and well-being support. To date the programme benefits approximately **390** elderly people in RBN.

Protection for the most vulnerable continues...

Victim Empowerment:

- ❖ The victim empowerment programme supported **890** victims up to the end of the 2nd quarter of 2018. With a total of **1,070** counselling sessions and assessments conducted.

Casework/intake services: Casework services were deployed as part of HSDS's initiative to strengthen the family unit by empowering and equipping individuals, couples and the community to be able to resolve their own social problems. The below interventions are limited to Capital and Northern regions, the Casework Programme for North East and South East regions has been placed On-hold due to lack of manpower.

- ❖ A total of **339** cases were assessed by the end of 2nd quarter of 2018 with **141** cases being eligible for further counselling intervention.
- ❖ Of all the cases received and assessed **58** home visits were done by the social worker for further assessment.

People with Disabilities (PwD):

- ❖ HSDS continues to maintain and update the PwD database, currently there are **1,234** PwD in the database.

Social services

- ❖ By the end of the 2nd quarter of 2018, HSDS through the Social Relief Programme had given out **42** food parcels to needy families as another form of alleviating poverty in the RBN community.
- ❖ Other initiatives that are being implemented towards alleviating poverty in RBN under the Social Services Programme are: "Jaya O Jale" (An initiative to empower poor community members to establish their own backyard gardens and alleviate poverty) and refurbishment of Macharora vegetable gardens.

Challenges:

None reported

3rd quarter priorities:

- Renovation of a house at Luka to be utilized as a Place of Safety;
- Facilitate Marriage Workshop to enrich marriages in RBN;
- Psychosocial Group work at different regions; and
- Facilitate 3 community outreach services organised by HSDS managers, Primary Health care Unit and EMRS.

PULA Baseline Information:								
Impact Metrics	PULA 2011 Baseline	2016	2017	2018	2020 Target	2025 Target	2030 Target	2035 Target
% of 3-6 years old in pre-school	20% est.	29.4%	29.4%	43%	60%	70%	80%	90%
Literacy rate* (Self-reported)	80%	96%	96%	82%	85%	90%	95%	99%
General matric pass rate	79%	84.5%	80%	85%	85%	87%	87%	90%
% of matriculation exemption rate (access to university\ bachelor's degrees)*	>8%	24%	26.9%	26.9%	23%	38%	56%	68%

*Initial target exceeded. Plan 35target to be adjusted.

Highlights and deliverables:

Royal Bafokeng Institute (RBI) is mandated to ensure improved, internationally bench-Marked standards of education through continuous training of teachers, the augmentation of the current public offering education through the resourcing and the deployment of subject specialists employed by RBI to assist teachers in the schools. At the end of 2nd quarter of 2018 RBI adopted business goals described below to assist with reaching their strategic objectives.

Business goal 1: Establishment and development of sound foundations for education: The Early Childhood Development programme under RBI focuses amongst other activities on establishing ECD centres in all RBN regions to impact on Early Childhood Development and on foundation phase teaching and learning to guarantee learner progress.

Business goal 2: Maintain and develop an affordable school model (Kitsong): RBI continues to strive to retain a keen interest and active role in developing Kitsong affordable school model. Kitsong has enrolled **217** learners from grade 8 to grade 12 in the current year.

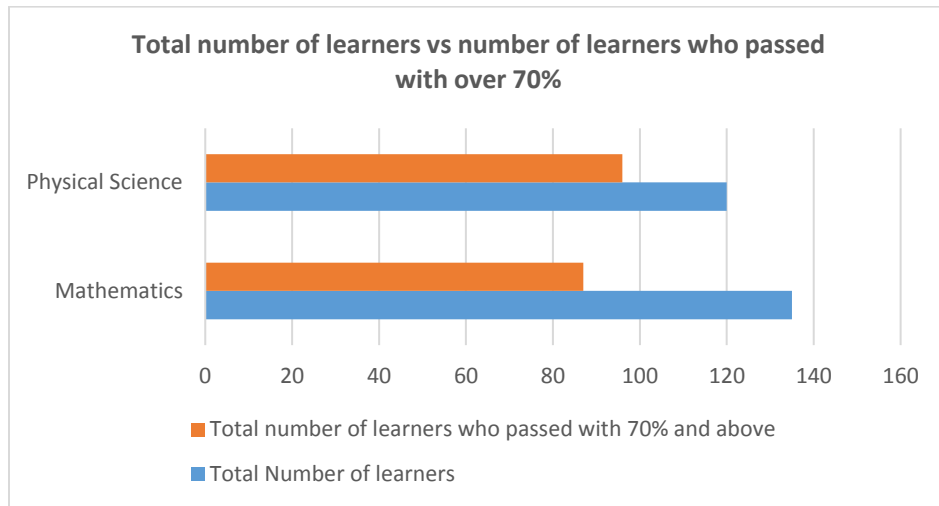
Kitsong 2018 half year results: Kitsong learners have maintained an average pass rate of **100%** across all grades.

Grade	Ratio of Learners Passing the Grade
Grade 8	59:59 (100%)
Grade 9	57:57 (100%)
Grade 10	57:57 (100%)
Grade 11	37:37 (100%)
Grade 12	7:7 (100%)

Access to uplifting learning opportunities continues...

As a form of intervention, RBI has entered into a Mathematics and Science partnership with Kutlwanong. The focus being to bring a *“peripheral benefit of teacher and resource development in Mathematics and Science to RBN schools”*.

- ❖ In the 1st quarter of 2018, **120** grade 11 learners in Physical Science and **135** learners in Mathematics were nominated from selected Bafokeng schools to take part in the Kutlwanong Mathematics and Physical Science Development Programme. Of the 120 learners in physical science, **96** learners passed the half year assessment with over **70 %** whereas in mathematics **87** learners passed with over **70%**.



Technical & Vocational: This unit delivers reliable quality training to Bafokeng youth and is currently developing the Maile campus to accommodate the extension of the construction programme to offer higher level of apprenticeship.

TVET Intake and course completion (2nd quarter 2018)

TVET Programme	Number of Learners completing the course
Engineering	72:91 (79%)
Construction	48:80 (60%)

Access to uplifting learning opportunities continues...

Royal Bafokeng Sporting highlights:

Royal Bafokeng Sports (RBS) continues to offer sporting activities in five sporting codes (Athletics, Netball, Basketball, Martial Arts and Disability Sport) across all RBN regions. Their continued efforts are highlighted on the achievements of both the participants as well as the coaches. RBS plays a major role in sport talent identification and development.

- ❖ **Rorisang Ramonnye** was selected to represent RBS in the athletics world cup in London in July 2018. Unfortunately due to injury she was ruled out of the competition.
- ❖ **Kabelo Mohlosi** is going to represent South Africa in the African championships in Nigeria between July and August 2018, and he obtained the 5th position.
- ❖ **Jeffery Ntsimane** participated in the comrade marathon that started in Pietermaritzburg and ended in Durban on the 10th of July 2018 and he finished the race.
- ❖ The Royal Bafokeng Jr. NBA U19 Boys & Girls Teams' attended the Sport Empowerment Economic Development (SEED) Basketball Classic Tournament hosted in April at African Leadership Academy (ALA), Johannesburg. Both teams came out victorious and claimed gold in the 1st SEED-ALA Basketball Classic Tournament.

Coach the Coach: The focus on sport development is not only on the players, but our coaches also receive continuous development to ensure they are well skilled to train the players.

- ❖ **Coach Ronny Letlhake** attended a Generic Sports Coaching Workshop which took place from the 2nd to the 3rd of June 2018 at the University of Potchefstroom. He also participated in the Sport Team Managers' workshop at Olympia Park Stadium in Rustenburg where he was awarded the certificate in team managers in athletics. Furthermore **5** other coaches attended ASA level 1 coaching and **3** coaches were affiliated to the National Coaching certificate in Bloemfontein.

Sports Academy: Subsequent to the approval of the operational budget after the Academy joined RBS, RBS Academy continued with roll out of the pre-planned activities.

- ❖ The team participated on the SAFA SAB Regional League and ended in position seven (7) as they had targeted to hold the eighth (8) spot out of 16 teams.

Challenges

None reported

Access to uplifting learning opportunities continues...

3rd Quarter Priorities:

Royal Bafokeng Institute

- Define and Commit to an RBI Strategic Plan for 2018-2022 which will inform all of the following:
 - Extend the Kutlwanong Mathematics and Science Programme to Grade 10 Learners;
 - Roll our Tendopro Partnership on e-learning, including the development of M & E Frameworks;
 - Commence training for Aftercare Project;
 - Implement new policies and protocols at Kitsong School and commence recruitment for 2019, with the intention of bringing the school roll up to at least 250 learners;
 - Begin implementation of ECD programme extension;
 - Develop the CPD, IT Training Centre and Science Centre considerations for Akanyang;
 - (Professional Development Programmes for Mathematics and Science Educators to commence before the end of July 2018);
 - Develop our Post Schools unit to include facilitation of access to training in general, in addition to what we provide as RBI. Complete works at Maile Campus; and
 - Student & Graduate Support Services to begin publishing information for 2019 university admission.

Royal Bafokeng Sports

- Preparation of Metshameko finals;
- Facilitation of Metshameko and Basketball league playoff;
- Preparation for Basketball finals;
- Facilitation of regional tournament for netball; and
- Rolling out of Academy activities.

Increase *Baagi* life expectancy

Status: **Green**

PULA Baseline Information:									
Impact Metrics	PULA Baseline	2011	2016	2017	2018 Target	2020 Target	2025 Target	2030 Target	2035 Target
Reduce prevalence of Hypertension	49%	54%	54%	54%	42%	38%	33%	28%	25%
Reduce prevalence of Diabetes	2%	3%	3%	3%	2%	2%	2%	2%	2%
Reduce prevalence of HIV/Aids*	24%	17%	17%	17%	22%	20%	18%	16%	12%
Reduce prevalence of TB	6%	4.5%	4.5%	4.5%	5%	4%	3%	3%	3%

*Initial target exceeded. Plan 35 target to be adjusted.

Highlights and deliverables:

HSDS has and is continuing to disseminate health information on Listeriosis and handwashing to RBN food handlers, caterers, and care givers. Many RBN organisations were reached, including the aged centres, Orphaned and Vulnerable Children Centres and some of the local catering companies. The main emphasis was to keep the community informed and to prevent further outbreaks of Listeriosis. Currently no cases of the disease have been reported throughout all RBN health care facilities.

- ❖ Health care promoters continue to educate people on emerging health concerns throughout the RBN. By the end of 2nd quarter of 2018, **42,558** community members were reached through the Health Promotion Education Programme. The figures include all RBN regions.



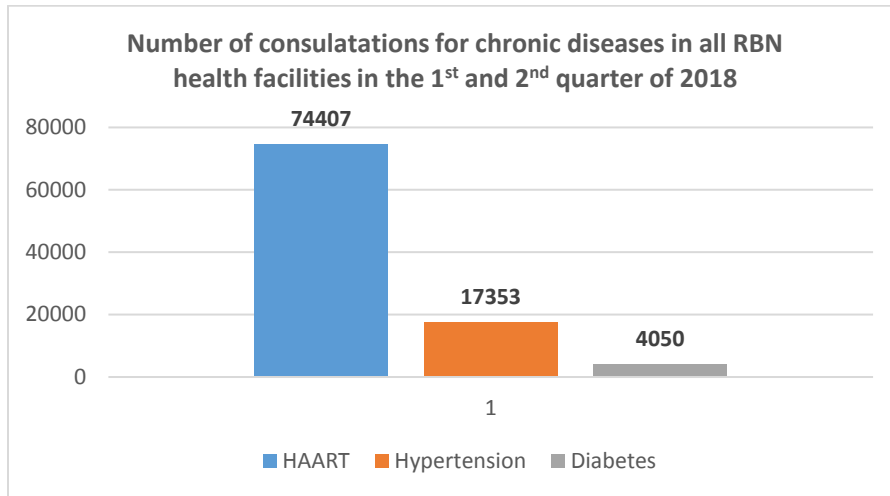
- ❖ The number consultations in all RBN 7 clinics including mobile clinics was reported to be **87,135** for 2nd quarter of 2018 only.

- ❖ Total number of new recorded HIV patients in RBN clinics was reported as **620** in the 1st quarter of 2018 and **592** in the 2nd quarter of 2018. The number indicates that more interventions and education on HIV prevention is needed to reduce the HIV rate in RBN.

Increase *Baagi* life expectancy continues...

HSDS reported on chronic illness consultations as follows;

Screening graph: Jan-Jun 2018



Continued efforts were taken to prevent the spread of infectious diseases which may lead to illnesses, disability or even death by ensuring that all children in the RBN are fully immunised.

- ❖ HSDS conducted **125** immunisation awareness campaigns in all 5 RBN regions between January 2018 and June 2018.
- ❖ A total of **22,765** children were immunised in the Bafokeng based clinics, mobile clinics and schools by the end of the 2nd quarter of 2018. This is to ensure that all children, including those who defaulted on immunisation are ultimately immunised.

NOTE: the percentage of compliance to immunisation cannot be reported on as children can also be immunised outside Bafokeng health facilities.

Emergency Medical Rescue Services (EMRS)

HSDS continues to render efficient emergency medical rescue services within the jurisdiction of the RBN.

- ❖ In 2nd quarter of 2018 EMRS dispatched a total of **2,045** calls received via the call centre. Out of all the dispatched calls, **1,644** were attended to and conveyed **1,167** patients to health centres and hospitals.
- ❖ The unit rendered emergency medical rescue services at **18** events including Dumela Phokeng in all 5 regions and Youth Kgothakgothe.

Increase *Baagi* life expectancy continues...

Challenges:

None reported

3rd quarter priorities:

- Continuous monitoring of Listeriosis, especially in areas where food is being prepared; and
- Facilitation of Psycho Social Group work in all RBN regions.

Access to adequate housing

Status: Green

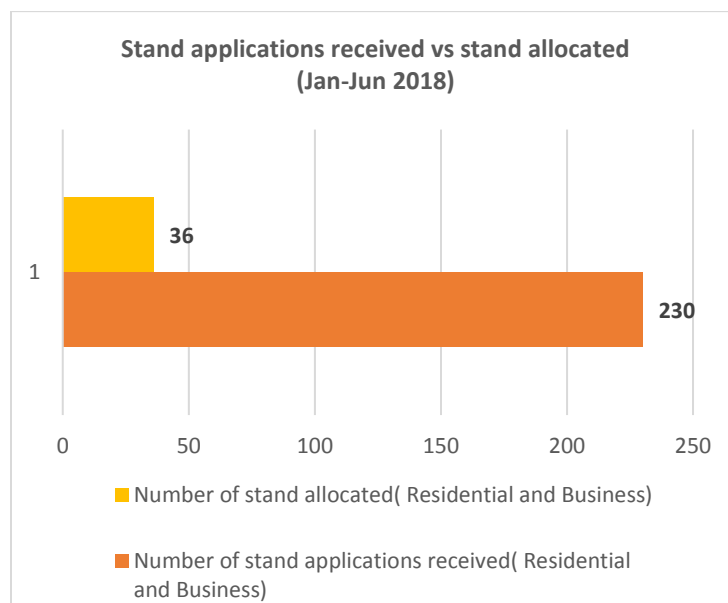
PULA Baseline Information:								
Impact Metrics	PULA 2011 Baseline	2016	2017	2018 Target	2020 Target	2025 Target	2030 Target	2035 Target
% of Baagi living in permanent structures (brick, concrete house, flats)	80%	77%	77%	65%	65%	75%	80%	90%
% of households in RBN villages who have access to electricity	98%	98.2%	98.2%	98%	98%	98%	98%	98%

Highlights and deliverables:

The alignment of the Geographical Information System (GIS) cadastral maps with the stand data as received from the PULA 2016 survey has been completed. The project was intended to assist Development Planning to align the GIS with PULA data and to ensure that data can be easily retrieved when need for process such as water billing in RBN. From the project, **21,600** of the RBN population was linked to the stand database.

The unit continues to monitor applicants adherence to procedures and guidelines when applying for stands, rezoning and subdivisions.

- ❖ In the 2nd quarter of 2018, Development Planning received **104** residential stand applications and allocated **23** residential stands, a further **12** business stand applications were received and **8** were allocated. The volume of applications out ways the number of allocations. As it stands, Development Planning is in the process of counting, assessing and documenting the back-log.



Access to adequate housing continues...

Challenges:

- The finalisation of the stand allocation workflow and the issues relating to land use management in terms of verification of the documents before stands can be allocated.

3rd quarter priorities:

- Ensure that land is allocated in line with RBN Master Plan;
- Capturing of stand applications backlog on the GIS system;
- Establishment of the deeds office; and
- Development of the Land Management Programme.

Community welfare

Herewith progress on the three major aspects of community welfare namely; promotion of a safe, healthy and appealing environment, valued identity and traditional heritage as well as provision of good governance and leadership.

A safe, secure and fraud-free community

Status: **Green**

PULA Baseline Information:								
Impact Metrics	PULA 2011 Baseline	2016	2017	2018 Target	2020 Target	2025 Target	2030 Target	2035 Target
# of crimes in the past 12 months (as reported)	2,459	4,612	3,453	Less 20%	Less 20%	<500	<500	<500
# of domestic violence crimes in the past 12 months (as reported)	1,766	982	829	<800	<750	<700	<650	<600

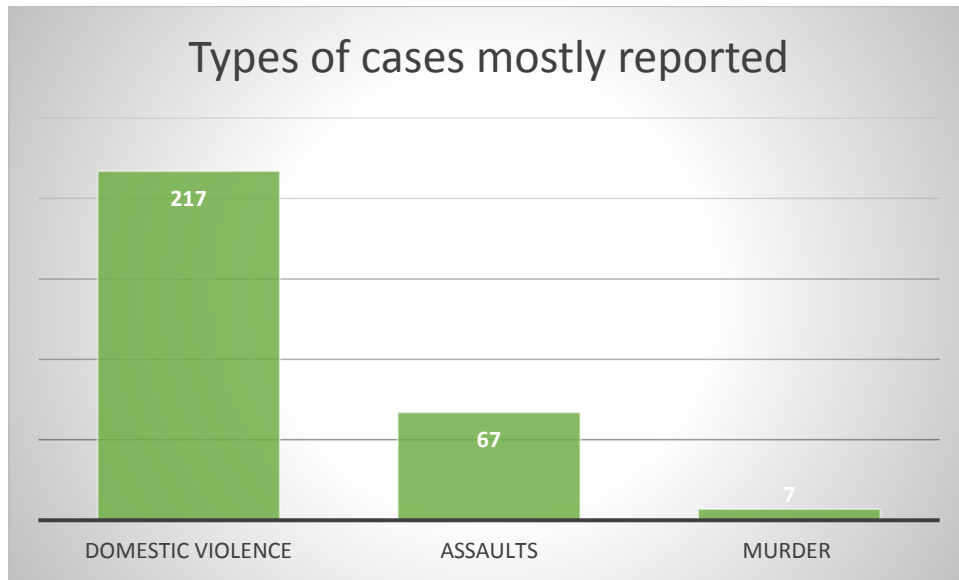
Highlights and major deliverables:

Protective Services continued to combat crime by means of conducting joint crime operations within the RBN jurisdiction and responding to all crime related complaints from the RBN community members.

- ❖ In the 2nd quarter of 2018 Reaction Force conducted **17** joint crime operations with SAPS and Public Safety. On average joint crime fighting operations with the mentioned crime fighting stakeholders occurs every sixth day, the unit reported that the major reason for the decrease in joint operations is the unavailability of law enforcement stakeholders.
- ❖ The unit further reported to have received **1,054** crime related community calls during the 2nd quarter of 2018.
- ❖ They attended (physical and verbal response) **968** incidents in the 2nd quarter of 2018, **7%** more than in the 1st quarter of 2018. This is because there is high crime rate, particularly during April which has several public holidays during which public drinking activities normally increases.
- ❖ Reaction Force arrested **184** crime suspects in the 2nd quarter of 2018, while in the 1st quarter of 2018, only **146** arrests were made. This confirms high crime rate during the public holiday season.
- ❖ **149** cases as identified under the Criminal Procedures Act were investigated and completed in the 2nd quarter (handed over to court).

A safe, secure and fraud-free community continues....

Classification of cases reported mostly in the 2nd quarter of 2018



Protective Services continues to contribute to a corruption free environment in the RBN, by investigating **100%** of all alleged corruption/theft/fraud cases.

- ❖ Under the Land Monitoring Unit, Protective Services reported having conducted **1,902** land operations during the 2nd quarter of 2018. These include demolition of illegal structures, serving of notices to RBN land trespassers and destroying expired food stuff from tuckshops and general dealers.

Challenges:

- Bottleneck of many land related cases awaiting trial at the Tribal Court.
- Illegal use of land because of lack of order on land application procedures.

3rd quarter priorities:

- Prevention of illegal penetration of any RBN site guarded by the departmental guarding division; and
- Manage the attendance of every crime scene/incident in a swift, qualitative manner.

PULA Baseline Information:								
Impact Metrics	PULA 2011 Baseline	2016	2017	2018 Target	2020 Target	2025 Target	2030 Target	2035 Target
% of households receiving weekly refuse removal	63%	87%	87%	90%	90%	90%	90%	90%
PPb of SO ₂ in the air per 24 hours	9.6	9.6	7.61	5	5	5	5	5

Highlights and major deliverables:

Waste Collection

Waste management is important because improperly stored waste can cause health and safety problems. RBN continues to collect waste in **19,671** stands in all regions and villages. Waste removal trucks collected **970** tons of waste in the 2nd quarter of 2018, this only includes households, businesses, schools and clinics. One of the many initiatives aimed at creating a clean, green and healthy environment.

To ensure compliance with the Environment Impact Assessment (EIA) policies and regulations, Land Use Management reviewed all submitted EIA reports.

Challenges:

- The challenge with the cleaning campaign is the budget. The project is awaiting Office of Kgosi to allocate the budget for this project. Cleaning of the borrow pits is also a challenge due to human resources.
- Illegal dumping of rubble and waste in open spaces.

3rd quarter priorities:

- Appointment of the new waste management contractors;
- Appointment of the contractors to install the fence at the 3 grave site and clearing of site;
- Ongoing meetings and discussions regarding the new leases for Anglo Platinum, Impala Platinum Lanxess; Omnia and Sibanye Platinum Mines; and
- Malejane –Nape Heritage Project.

PULA Baseline Information:									
Impact Metrics	PULA Baseline	2011	2016	2017	2018 Target	2020 Target	2025 Target	2030 Target	2035 Target
Clean audits for RBN entities	Yes	Yes	Yes	Yes	Yes	Yes	Yes	Yes	Yes

Highlights and major deliverables:

OPMO & Research

The OPMO continues to monitor, update and maintain the RBN Central Management Systems (Ops system and RBN Database)

- ❖ **Ops system:** an average of **93%** on project and programme updates was reported in the 2nd quarter of 2018.
- ❖ **RBN Database:** the department continued to monitor the number of individuals captured on the system. As at end June 2018, there were **39,569** individuals on the database.

To optimise the utilisation of management information in the organisation the OPMO develop **10** management reports in the 2nd quarter of 2018 namely; 1 RBN Quarterly Performance Report, 3 online OPMO Monthly Reports, 3 Makgotla Reports, 1 Manco Report and 1 Ad-Hoc report.

Research facilitated a focus group study for the Loyalty Programme on behalf of OPMO. The objective of the study was to gain insight on whether the community members would have interest in participating in the Loyalty Programme.

Legal

Legal department facilitated the negotiation and finalisation of service level agreements on behalf of RBN entities and departments and monitors legislative impacts on the operations of RBN.

- ❖ In the 2nd quarter of 2018, Legal department prepared and submitted comments on the review of section 25 of the constitution of Republic South Africa regarding the expropriation of land without compensation, which is currently under review.
- ❖ Legal also facilitated an audit on existing RBN trademarks and registered new trademarks for RBN DT, Lebone II, Moumo and Cross Point Trading (Royal Marang Hotel).
- ❖ The department compiled **11** contracts and SLA's across all client departments.

The department continues to manage all civil, criminal and labour litigations on behalf of RBN.

- ❖ By the end of the 2nd quarter of 2018, Legal department reported **3** litigious matters finalised, and **6** pending litigious matters.

An effective, professional administration continues...

Finance

Finance department ensured continued compliance with policies, directives, frameworks, statutory and procedures relevant to expenditure management in the organisation.

- ❖ The department completed the Disposal of RBN Obsolete Assets project, which benefitted **18** RBN Makgotla, **5** RBN NGOs and **5** RBN Cooperatives. A total of **R 90,547** was raised from recycling remaining assets.
- ❖ The compilation of the 2017 RBN group annual financial statements audit commenced in the 1st quarter of 2018 and is still in progress, no issue have been raised thus far.

Procurement

Procurement department ensured efficient, effective, uniform and duly authorised procurement of all assets, goods and services required for the proper functioning of RBN affairs.

- ❖ In the 2nd quarter of 2018 Procurement generated **591** purchase orders.

NOTE: No tenders were allocated in both 1st and 2nd quarter of 2018.

Human Resource (HR)

Human Resource recruitments continued to ensure best HR practices in the RBN.

- ❖ By the end of 2nd quarter of 2018, HR received a total of **353** of the 400 expected performance agreements from RBA. Efforts are being made to collect the outstanding **47** agreements.
- ❖ HR collected a total of only **228** performance management assessments of the 400 expected performance assessment from RBA. There are still **172** more assessments to be submitted.

Information Technology (ICT)

IT continues to support, maintain and monitor the organizational network infrastructure.

- ❖ ICT has maintained an average of **95%** internet and telecom system up-time at the Royal Bafokeng Civic Centre.
- ❖ **332** ICT related incidents logged by employees were resolved via Helpdesk.
- ❖ By the end of 2nd quarter of 2018 ICT had installed a backup system into 312 employees' laptops and desktops.

An effective, professional administration continues...

Challenges:

- Shared Services reported the lack of budget availability in most departments in the Shared Services cluster as impacting on services rendered.
- Finance reported budgets not appearing on SAGE system as a challenge, which causes a delay in preparation of monthly departmental Income and Expenditure Reports as since are now being done manually.
- Finance also reported the delay in collection of used tyres by identified farmers as a challenge with regards to disposal of obsolete assets.
- Procurement reported that some departments submit high value item requisitions on very urgent basis most of the time, this practice impacts negatively on fair competitive pricing. Furthermore some departments are yet to adhere to the controls and safe custody of vehicles or fleet allocated to them despite workshops on transport usage and controls. Meetings were held with these departments at the beginning of 2018.
- Human Resource reported that some departments failed to meet the performance assessment deadline and submitted their documents late.
- Insufficient budget allocation to cover most of ICT expenditure in line with RBN strategic demands is a challenge for this department.
- ICT is currently still awaiting the appointment of the Senior ICT Technician.
- Low ICT staff morale and lack of cohesion impact on the departments' performance.
- Lack of training and internal capacity building to keep abreast with technological developments due to budget constraints.

3rd quarter priorities:

Legal

- To prepare and submit comments on the draft mining Charter; and
- To further fortify the efforts to collect outstanding debts on RBN Properties.

Finance

- Presentation of RBA/N consolidated Audited AFS to RBN Audit Committee;
- To ensure that all the AFS are approved by the various RBN Boards;
- Disposal of scrap metal from the burnt chicken house at Boekenhoutfontein farm;
- Collection of assets from former Platinum Stars employees; and
- Disposal of assets collected from platinum starts players.

Procurement

- Award the following tenders;
 - Plumbing maintenance;
 - Grass cutting;
 - Building maintenance; and
- Preparation of the 2019 budget.

An effective, professional administration continues...

Human Resource

- New staff/employees induction;
- Finalization of HR policy review;
- Continuation of the Talent Management roll out project ; and
- Facilitation of the employees' wellness project.

IT

- Building network redundancy to avoid single point of failure;
- Assessment of all current IT equipment to can identify those that has come to end of life so as to budget for them;
- Renewal/re-advertisement of SLAs which are about to terminate;
- ICT benchmarking; and
- Capacitate ICT department.

Research

- Coordinate and monitor the Standard Operating Procedure project in collaboration with the OPMO;
- Sharing stats with all stakeholders; and
- Assisting Independent internal and external researchers.

OPMO

- System development: Loyalty programme;
- Ops system and SAGE integration;
- Streamlining and improving reports as well as strengthening the link on reported data to RBN scorecard; and
- RBN Operations Room System Development Phase 8.1.

PULA Baseline Information:								
Impact Metrics	PULA 2011 Baseline	2016	2017	2018 Target	2020 Target	2025 Target	2030 Target	2035 Target
# number of people attending Kgotha Kgothe	2,000 est.	1,250	1,236	3,000	4500	7,000	7,000	7,000
Usage of the traditional justice system (number of cases)	236	175	158	200-300	200-300	200-300	200-300	200-300

Highlights and major deliverables:

The office of the Secretary of Traditional Governance continued to oversee the operations of RBN traditional governance as well as ensuring community participation.

- ❖ The office coordinated **2** Traditional Council meetings, **2** Supreme Council sittings and **2** Council of Dikgosana meetings in the 2nd quarter of 2018.
- ❖ The department facilitated Dumela Phokeng in all RBN regions and a total of **1,303** community members attended. There were **7%** less people in attendance as compared to 2016 where by **1,398** community members attended the meeting.

The office of the Secretary of Traditional Governance monitored the usage of traditional justice systems by community members as follows;

- ❖ In the 2nd quarter of 2018, **31** new cases were reported and recorded at the Bafokeng Tribal Court.
- ❖ In the same quarter, **33** cases were appealed and proceedings documented.

Challenges:

- Various incidents of uprisings by the youth demanding that the Youth office be opened for operations.
- Allocation of sites by RBA.

3rd Quarter priorities:

- Induction of RBH;
- Facilitation of annual Kgothakgothe meeting;
- Engagement with youth: Memorandum of grievances;
- Engagement with Makgotla who submitted memorandums of grievances (on going); and

Preservation of cultural heritage

Status: **Green**

PULA Baseline Information:									
Impact Metrics	PULA 2011 Baseline	2016	2017	2018 Target	2020 Target	2025 Target	2030 Target	2035 Target	
# of heritage assets formally recognised and preserved	0	8	8	10	40	60	80	90	

Highlights and major deliverables:

Arts and Culture continued to generate awareness around issues of heritage preservation through educating stakeholders by responding to requests for information on Bafokeng history and heritage.

- ❖ The reconstruction of the Bafokeng Digital Archive (BDA) website commenced in the 1st quarter of 2018 and the work is still in progress. The project is **43%** complete and **25** items have been uploaded on the site.
- ❖ The Records Management System has been completed, and it is now continuously monitored on the OPMO system as a programme.

Challenges:

- Inaccessibility of the Bafokeng Digital Archive by public audience.
- Office of Kgosi feedback on few projects and programmes (Nkulumani's grave, Registration of sites).

3rd quarter priorities:

- BDA uploads;
- Training of users on the Collaborator system (Ongoing);
- Install remote sites plaques; and
- Archival of files kept in users' offices.

Sustainability and Growth

Sustainability and growth has two major aspects: to promote stewardship of our resources and to promote economic opportunity.

Provision of enabling infrastructure

Status: **Red**

PULA Baseline Information:									
Impact Metrics	PULA Baseline	2011	2016	2017	2018	2020 Target	2025 Target	2030 Target	2035 Target
Improve ratio of actual vs planned RLM, NWG and NG expenditure in RBN – TBC	TBC	TBC	TBC	TBC	TBC	TBC	TBC	TBC	TBC

Highlights and major deliverables:

Infrastructure Maintenance continued to monitor the construction of roads and storm water structures done by Rustenburg Local Municipality to ensure that they are of good standard and due process is being followed.

- ❖ The department reported the upgrade and construction of internal roads in Kanana (Phase III) as complete. The project benefit is **1km** of new surfaced road being paved in RBN.
- ❖ The construction of paved roads in Rasimone (Phase III) was reported to be **57%** complete. Upon completion, Rasimone village is expected to receive access to 1.1Km of newly paved roads.

As part of creating an enabling environment for Bafokeng stock farmers, the department commenced with the following projects;

- ❖ The installation of crush-pens project which is due to complete in the 3rd quarter of the year currently **97%** complete, Furthermore **75%** of the work has been done in the Installation of boreholes and windmills project.
- ❖ To reduce the occurrence of negative impact of unplanned fires, Infrastructure department is in the process of grading and maintaining **957.8** km of firebreaks in all RBN regions. The project has been reported to have a progress of 38%.

Social and Labour Plan (SLP) projects:

The department reported to have achieved considerable progress with regard to the Social Labour Plans (SLP). A detailed record is provided below for the various mining houses: Below we see an update of the 2017/2018 SLP projects as reported by the department in the 2nd quarter of 2018.

Provision of enabling infrastructure continues....

2017/2018 SLP Project update

<u>Project</u>	<u>Budget source</u>	<u>Status</u>	<u>Start Date</u>	<u>Estimated End Date</u>	<u>Benefits</u>	<u>Estimated Budget</u>	<u>Status</u>
Construction of the Luka Bulk Water Line	Impala Platinum Mine	In progress	2017	2018	6km bulk water line	R30 000 000.00	Project is still in the planning phase. Tender briefing was done in the 1 st quarter of 2018.
Construction of the Kanana Multi-Purpose Centre and Library project	Impala Platinum Mine	In progress	2017	June 2018	Improved infrastructure	R20 000 000.00	Construction ongoing. Erection of steel structure has been completed. The project is close to completion phase.
Construction of a community Library within the precinct of Tshukudu High School	Lanxess Chrome Mining	In progress	2017	March 2018	Improved infrastructure	R6 000 000.00	Construction still ongoing. Progress is 98%.
Construction of a Garment and Fashionable Wear facility in Photsaneng	Lanxess Chrome Mining	In progress	September 2017	October 2018	Enterprise development initiative	R3 000 000.00	Construction ongoing- Beneficiaries to be identified. Lanxess to support the project for 5 years prior. Exit strategy to be finalized.
Expansion of Mfidikwe Clinic into an "Ideal Clinic"	Sibanye Platinum Mine	In Progress	2018	2018	Improved health care	R1 200 000.00	Tender process underway. RBA committed to maintain the structure after completion.
Construction of Recreation and Sports facilities in Luka	Impala Platinum Mine	In Progress	2018	TBC	Improved community facilities	R2 000 000.00	Project scoping has been finalized with RBS.

Mfidikwe Bulk Sewer Project	Sibanye Platinum Mine & Rustenburg Community Development Trust	In progress	2018	TBC	Improved sanitation	TBC	Project is ongoing, engagements with stakeholders has commenced.
Expansion of Thekwana Clinics	Lanxess Chrome Mining	In progress	2018	TBC	Improved health care	R3 400 000.00	Project is ongoing.
Community Library within Tshukudu High School precinct	Lanxess Chrome Mining	In Progress	2018	TBC	Improved school facilities	R6 000 000.00	Project is nearing completion.
Construction of Sports fields in Lefaragatlhe	Impala Platinum Mine	To start	2018	TBC	Improved community facilities	R2 000 000.00	Location has been finalized. The scoping to be finalized with all stakeholders.
Multi-purpose Center in South east-Thekwana	Glencore Wonderkop	To start	2018	TBC	Improved community facilities	R10 000 000.00	Building plans drafted- and has been approved by RBA.
Improvement of school infrastructure in Molotlegi tech,	Impala Platinum Mine	To start	2018	TBC	Improved school infrastructure	R10 000 000.00	The project is still in the planning phase.

***TBC:** To Be Confirmed (RBA relies on the SLP stakeholder to provide dates and budget allocations)

Challenges:

None reported.

3rd quarter priorities:

- Engagement on ongoing SLP projects with, Impala Platinum Mines, Glencore Wonderkop, Sibanye Platinum and Lanxess Chrome Mining;
- Roads rehabilitation in the RBN; ; and
- Installation of Stand Numbers in the RBN.

Access to employment opportunities

Status: **Amber**

PULA Baseline Information:								
Impact Metrics	PULA 2011 Baseline	2016	2017	2018	2020 Target	2025 Target	2030 Target	2035 Target
Broad employment (20,790 estimated number of unemployed people)	46%	43%	43%	50%	60%	70%	80%	>80%

Highlights and major deliverables:

Impact on <i>Morafe</i> indicators	2018 Target	1 st Q 2018	2 nd Q 2018	3 rd Q 2018	4 th Q 2018	2018 Total
Number of employment opportunities created through projects/ programmes (temporary and permanent) [TOTAL FOR ALL DEPARTMENTS]	390	0	108			108
Number of employment opportunities created through Phokeng Mall	262	263	321			321
Number of employment opportunities created through Local SMMEs	266	43	16			59

At the end of the 2nd quarter of 2018, the Phokeng Mall report indicated that +/-66% of people employed at the mall were Bafokeng, a slight increase from 56% reported in the 1st quarter of 2018. This is due to opening of new stores at the mall in the 2nd quarter of 2018.

Challenges:

None reported.

3rd quarter priorities:

- These figures represent consolidated figures across all the department and thus the achievement of set targets will be driven by the respective departments; and
- The development to the unemployment programme will address issues surrounding unemployment in RBN.

PULA Baseline Information:								
Impact Metrics	PULA 2011 Baseline	2016	2017	2018 Target	2020 Target	2025 Target	2030 Target	2035 Target
Improved revenue collection from service provision	>1% costs	>1%	>1%	20%	50%	100%	100%	100%

Highlights and major deliverables:

Due to the water challenge experienced nationally, RBA has the responsibility to implement a sustainable water management solutions for the current and future generations. In response to this, RBA Water Management Committee developed a water management strategy to address these challenges and come up with sustainable solutions.

One of the identified solution is the development of a sustainable billing system to bill all billable buildings, businesses and household stands.

The roll-out of the programme post approval by the Supreme Council and OoK will include the follow:

- ❖ Establishment of a rates office;
- ❖ Installation and maintenance of water meters;
- ❖ Billing of businesses;
- ❖ Fixing plumbing leaks;
- ❖ Communication on water preservation; and
- ❖ Reducing water consumption.

Collective efforts in ensuring that RBN properties are managed effectively and efficiently are beginning to bear fruits.

- ❖ By the end of 2nd quarter of 2018 the administration collected **R6 091 354.00**. Of the amount collected, **R2 500 000.00** was collected for the renewal from a mine lease.

Our Finance department continues to monitor income received as payment for provision of services e.g. water bills, waste collection. The 1st and 2nd quarter income received has been reported as follows in the Income and Expenditure report issued by Finance department as at end June 2018.

▪ Municipal Receipts – Water	R 150 300.00
▪ Municipal Receipts - Refuse & Sanitation	R 15 200.00
▪ Municipal Receipts - Installation Meter	R 8 502 .00
▪ Municipal Receipts - Stand Fee	R 5 595.00
	R 179 597.00

Sustainable financial management continues....

Challenges:

- No billing system active.

3rd quarter priorities:

- To fortify the efforts to collect outstanding debts on RBN Properties;
- To reduce water consumption;
- To bill businesses for water payments; ; and
- To increase management information on water demand.

PULA Baseline Information:									
Impact Metrics	PULA Baseline	2011	2016	2017	2018 Target	2020 Target	2025 Target	2030 Target	2035 Target
Improve ratio of actual vs planned RLM, NWG and NG expenditure in RBN – TBC	TBC	TBC	TBC	TBC	TBC	TBC	TBC	TBC	TBC

Highlights and major deliverables:

The Municipal Services Management department has been monitoring the implementation of Rustenburg Local Municipality (RLM) Integrated Development Plan (IDP) on Bafokeng land. As well as ensuring that both RLM and RBN implement, enforce and give effect to the terms of their Memorandum of Understanding.

The department continued to facilitate RBN/RLM MoU Sub Committee Meetings, Implementation Committee Meetings and preparation of reports to the MoU Monitoring and Oversight Committee.

- ❖ **Local Economic Development Committee Report:** The Integrated RLM/RBN Master Plan is an important guiding document to make the much needed diversification of the Rustenburg economy a reality. A strategic committee has been established for the implementation of the Master Plan Game-Changers Plan.
- ❖ **Spatial Planning Committee Report:** The Royal Bafokeng and the Rustenburg Local Municipality have completed the proposed SPLUMA Service Level Agreement. It also includes the Planning Control Manual.
- ❖ **Appointment of Royal Bafokeng as the Water Service Provider:** Zakumi Consulting Engineers (Pty) LTD was appointed by RLM to do the section 78 process. They presented the Phase 1 report which was about assessing the capacity of the Municipality to implement and handle the RBA as the service provider and will start with the phase 2 report upon approval of the phase 1 report by Rustenburg Council.

Challenges:

- None reported.

3rd quarter priorities:

- Water Service Provider Agreement with RLM;
- Economic Development SLA with RLM;
- Engagement on ongoing SLP projects with, Impala Platinum Mines, Glencore Wonderkop, Sibanye Platinum and Lanxess Chrome Mining; and
- Facilitate RBN/RLM MoU Sub Committee Meetings, Implementation Committee Meetings and preparation of reports to the MoU Monitoring and Oversight Committee.

PULA Baseline Information:									
Impact Metrics	PULA 2011 Baseline	2016	2017	2018 Target	2020 Target	2025 Target	2030 Target	2035 Target	
Average household income per month	R3,200	R4,200	R4,200K	R4.2K	R6.5K	R12K	R18.5K	R26K	

Highlights and major deliverables:

Royal Bafokeng Enterprise Development (RBED): RBED continued to develop Bafokeng SMMEs into self-sustainable businesses through implementation of various interventions



❖ In the 2nd quarter of 2018, **9** of Local SMMEs were exhibited at Rustenburg Mining and Technical Expo. The purpose of the expo was to give local SMMEs exposure to new market opportunities, and in this case the mines were the clients.

❖ RBED in partnership with Coca Cola initiated a Youth Entrepreneurship project, where by **45** Bafokeng youth were identified to undergo a series of business developmental training, and by the end of 2nd quarter **4** youth went through the final emerging phase, where they were given the privilege of starting and managing their own businesses. The project is currently **80.4%** percent to completion.

- ❖ By the end of 2nd quarter of 2018 we saw local SMMEs accessing procurement opportunities of just over **R744.9m** from the mines (Impala and Royal Bafokeng Platinum) and **R25.98m** from RBN Entities.
- ❖ A combined total of **842** opportunities were linked to local SMMEs.

NOTE: To date RBED has a database of **1,471** SMMEs receiving support from them.

Diversification of *Lefatshe*-based income continues....

SMMEs received various forms of support to ensure that they have the right capacity to access these opportunities.

- ❖ In the 2nd quarter of 2018, **10** SMME development workshops were facilitated and attended by our local SMMEs.

Land use Management (Agriculture): As part of creating an enabling environment for Bafokeng farmers, Land Use Management continues to promote and expose local farmers in a manner that will enhance access to markets.

- ❖ In the 2nd quarter of 2018, local farmers sold **R66 050.00** worth of livestock in the informal market, **24.8 %** more than in the 1st quarter (local butchers, weddings and funeral).
- ❖ A Further **R72 560.00** was sold in the formal market, **37.2%** more than in the 1st quarter. (registered auctions).
- ❖ A total of **102** Local farmers participated in the annual National Maize Producer Organisation (NAMPO) expo in Bloemfontein. The purpose of this annual farmers expo is to provide a unique opportunity to all manufacturers and distributors of agricultural machinery, products and services to exhibit and demonstrate a vast range of products to targeted customers. The show is also regarded as one of the best contributors to ensure sustained food production in the Southern Africa.

Challenges:

- RBED reported economic circumstances remain depressed in the greater Rustenburg area.
- Longstanding partnerships are deteriorating and JV agreements failing again due to economic pressure.
- Land Use Management & Agriculture reported diseases, theft and vandalism as major challenges in this sector.

3rd quarter priorities:

RBED

- Final implementation SETA new venture creation programmes for Youth entrepreneurship development;
- Funding workshops and a start-up boot camp;
- Arts and craft commercialisation – commence sewing and embroidery training and product development;
- CCBSA youth project roll out;
- Expanding youth focused business start-up training projects in to all Bafokeng regions;
- Increased Co-operative sustainability and growth support;
- Focused approach implementation (Active business support);
- Improve data quality in RBED database;
- Increased business linkage effectiveness; and
- Fundraising for 2018.

Diversification of *Lefatshe*-based income continues....

Land Use Management

- Placement of chicks at Boschoek Burned Chicken House;
- Tractor Farmers Training;
- Kgora Nama Project with Moumo;
- Food Security Awareness for all Horticulture Projects;
- Egg Production Project;
- Implementations of Agriculture Projects funded by Rural, Environment and Agriculture Development;
- Continuation of RBA/Feedlot project funded by Obaro/Moumo;
- Handing over of Lefaragatlhe Vegetable Project funded by Glencore;
- Free Range Beef Production with ARC (Agriculture Research Centre) Irene;
- ICCO Project on-going (Horticulture survey); and
- Trainings Egg Production, Cattle and Horticulture.

PULA Baseline Information:										
Impact Metrics			PULA 2011 Baseline	2016	2017	2018 Target	2020 Target	2025 Target	2030 Target	2035 Target
Ratio current commercial exploitation against potential			TBC	TBC	TBC	TBC	TBC	TBC	TBC	TBC

Highlights and major deliverables:

Regional Centres Project:

The RBA has identified the need for using existing buildings where possible and/or new buildings where the nature of the site lends itself to commercial development to develop a new center. There is a center identified in each of the 5 RBN regions.

The has been engagements with the committee and the proposed developer to ensure that the project is aligned with the Master plan.

Project impact:

- ❖ Rentals from commercial centers where applicable;
- ❖ Economic development with jobs for the local community via retail/franchise and fuel station; and
- ❖ Easy access to pay points for RBA services such as payment of water.

Commco Cell-phone Towers and Fibre Project:

Rolling out of the **17 tower** has been approved by the Land Committee;

- ❖ The cell-phone towers will be built by Atlas (2), Commco (5), MTN (7) and Vodacom (3).
- ❖ The project progress percentage was reported to be 32% by the end of 2nd quarter of 2018.

Bleskop Chrome Loading Bay and Siding Upgrade Project:

As alluded to in the previous report, Moumo entered into a development lease with Chromtec on Portion 2 of Kookfontein for the construction of a loading bay as well as the upgrade of the railway siding and progress is as follows;

- ❖ Community Liason Officer has been appointed and the project scope has been finalised.
- ❖ Project tender will be awarded once funding has been secured.

Project Impact:

- ❖ Rentals from the development lease; and
- ❖ Economic development with construction jobs, permanent jobs and opportunities for local SMMEs on an ongoing Basis.

Productive land management continues....

Marang Housing Development Project: Moumo has reported progress as follows;

- ❖ Engineering reports for water, civils and electricity have been finalised.
- ❖ The outcomes, especially for water, were positive.

Challenges:

None reported.

3rd quarter priorities:

- Further engagements with stakeholders to finalise the proposal and submit to the board for consideration and approval for the regional centre project;
- Appointment of the Community liason Officers and local SMMs Commco Cell-phone Towers and Fibre project.
- Execution of the Bleskop Chrome Loading Bay and Siding Upgrade project;
- Continuation of the Marang Housing Development project; and
- Finalise all legal agreements and engagements with farmers for the Veggies pilot project.

Recommendations

PLAN 35 TARGETS AND BASELINE INFORMATION:

Most of plan 35 targets have been populated. However the outstanding targets has to be finalised and populated accordingly in collaboration with the technical experts. Plan 35 will give us a map of where we are going and will measure progress and how well we are doing against the set targets.